



VILLAGE OF COLD SPRING

85 MAIN STREET, COLD SPRING, NY 10516

TEL: (845) 265-3611 FAX: (845) 265-1002

WEB: WWW.COLDSRINGNY.GOV

KATHLEEN E. FOLEY, MAYOR
TWEEPS PHILLIPS WOODS, DEPUTY MAYOR
JOE CURTO, TRUSTEE
CATHRYN FADDE, TRUSTEE
ELIZA STARBUCK, TRUSTEE

JEFF VIDAKOVICH, CLERK/TREASURER
MICHELLE ASCOLILLO, ACCOUNTANT
LARRY BURKE, OFFICER-IN-CHARGE
MATTHEW KROOG, WATER SUPERINTENDENT
ROBERT DOWNEY, HIGHWAY DEPT CREW CHIEF

Board of Trustees Workshop

Via Videoconference as per Executive Order 11.4

Wednesday, April 6, 2022 @ 7:00 PM

The Board of Trustees values input from the Village community. There are two public comment sessions in meetings: the first is reserved for comments on the meeting's primary topic and active agenda items; the second is for any topic that the public would like to raise. Please keep your remarks to three minutes or less, and address them to the Board. Disparaging remarks will not be allowed.

1. Opportunity to Request Vote to Add/Modify Agenda Items
2. Announcements
3. Primary Workshop Topic: Continuing FY 2022-23 Budget Formulation
4. Public Comment Period I
 - Reserved for comments on the primary workshop topic and open agenda items
5. Breakneck Ridge
 - Strain on Village First Responders
 - Re-opening Breakneck Station
6. Visitor Center and Public Bathrooms
 - Schedule for 2022 Opening and Closure
7. Board Business
 - a. Approval of Final Listing for Fireman Service Award
 - b. Project Updates
 - Firehouse repairs
 - Fjord Trail Community Meeting
 - Train underpass
 - c. Approval of Bills - Batch #: 6413 Amount: \$ 25,083.73

8. Public Comment Session 2 –Open Comment

9. Adjournment

Join Zoom Meeting:

<https://us06web.zoom.us/j/88983853791?pwd=NG1RWU5VVG9RVTRZaStQaW9kMXBMZz09>

Or by phone: 646-558-8656

Meeting ID: 889 8385 3791

Passcode: 365616

GENERAL Fund Changes After 3/30/22 VBOT Meeting for FY22-23 TENTATIVE Budget

Revenue Net Change:

- A00-1001-000: Real Property Taxes (\$3,000)
 - To reduce Tax Rate increase to 1.99%
- A00-1170-100: Franchises Tech Grant \$ 3,500
 - Part of Altice Contract – not yet received
- A00-2001-000: Parks & Rec Charges \$ 360
 - Event Coordinator for large events
- A00-2590-000: Permits Other \$ 2,000
 - Seastreak porta toilets
- A00-2665-000: Sale of Equipment \$ 500
 - Increase after speaking w/ R. Downey

Expenses Net Change:

- A00-1322-100: Accountant Personal Svc (\$ 434)
 - Recalculated partial raise to a stipend
- A00-1410-100: Village Clerk Personal Svc (\$ 1,259)
 - Recalculated partial raise to a stipend
- A00-1620-410: Shared Services Software \$ 3,100
 - Granicus - *Amount to be discussed*
- A00-1640-410: Shared Services Restroom \$2,000
 - Cleaning Svc - *Amount to be discussed*
- A00-1990-400: Contingent Account (\$ 118)
 - Reduced to balance the budget
- A00-3120-100: Police Personal Services (\$3,850)
 - Reduction in Walking Tours
- A00-3120-200: Police Equipment (\$8,500)
 - Locational Cameras
- A00-3120-411: Police Gasoline (\$ 980)
 - Reduced estimated per gal by \$0.20
- A00-3410-411: Fire Gasoline (\$ 300)
 - Reduced estimated per gal by \$0.20
- A00-4050-400: Public Health Contractual \$5,000
 - HUB Funding, contingent on contract
- A00-5510-100: Highway Street Maint \$ 3,705
 - Increase proposed raise & added stipend
 - Subsequently changes all of the Highway Dept Pers Serv Lines
- A00-5110-411: Highway Gasoline (\$ 460)
 - Reduced estimated per gal by \$0.20
- A00-5142-100: Snow Removal Personal Svcs \$ 289
- A00-5410-100: Sidewalks Personal Svcs \$ 124

- A00-7140-100: Recreation Personal Svcs \$ 900
 - Events Coordinator position
- A00-8170-100: Street Cleaning Personal Svcs \$ 124
- A00-8540-100: Storm Drains Personal Svcs \$ 83
- A00-9030-800: Social Security (\$ 20)
- A00-9035-800: Medicare (\$ 4)

Potential Revenue Changes Spending follow up/further discussion:

- A00-1001-000: Real Property Taxes
 - Current Tax Levy Increase 3.47%
 - 54.5% of the maximum levy
 - Current estimated Tax Bill Increase 1.99% (11.61543 per 1K assessed value)
- A00-1090-000: Interest & Penalties on Property Tax
 - Senate has proposed to cap penalties at 7.5%, currently Village goes up to 11%
 - Potential estimated impact – decrease of \$2500
- A00-2590-000: Permits – Other
 - Currently Seastreak estimated for \$22,000
 - Residential Parking Permits estimated at \$0
- A00-3001-000: State Revenue (AIM)
 - NYS budget has NOT yet been adopted (was due 4/1/22)
 - One House Budgets included an increase & NYCOM has been lobbying for increase
 - Potential increase not yet known
 - Original Executive Budget from Governor did not include AIM increases
- Any additional topics to be discuss by VBOT

Potential Additional Expense Changes pending follow up/further discussion:

- A00-5182-400: Street Lighting Contractual
 - Currently not enrolled in CCA, awaiting confirm if can now join
- A00-4050-400: Public Health
 - \$5K proposed for Hub is currently being funded from Fund Balance to keep the budgeted balanced, I would like to see this funded by operating funds if possible
- Any additional topics to be discuss by VBOT



VILLAGE OF COLD SPRING

85 MAIN STREET, COLD SPRING, NY 10516

TEL: (845) 265-3611

FAX: (845) 265-1002

WEB: WWW.COLDSRINGNY.GOV

Schedule 1

Village of Cold Spring Summary of Tentative Budget 2022/2023

Code	Fund	Expenditures	Less: Estimated Non-Tax Revenues	Less: Appropriated Fund Balance	Amount to be Raised by Taxes
A	General Fund	\$2,848,138	\$712,243	\$327,000	\$1,805,895
A	Fireman's Service Award	\$35,000	\$16,800	\$0	\$18,200
F	Water Fund	\$836,171	\$599,671	\$236,5000	\$0
G	Sewer Fund	\$609,759	\$566,959	\$42,800	\$0



VILLAGE OF COLD SPRING

85 MAIN STREET, COLD SPRING, NY 10516

TEL: (845) 265-3611

FAX: (845) 265-1002

WEB: WWW.COLDSRINGNY.GOV

Schedule 1A

Tentative General Fund Budget for June 1, 2022 – May 31, 2023

	ADOPTED 2021-2022	TENTATIVE 2022-2023
Total Estimated Expenditures	\$2,685,149	\$2,883,138
Total Estimated Non-Tax Revenue	\$904,849	\$1,042,243
Amount to be raised by taxation	\$1,745,300	\$1,805,895
Taxable Value	\$153,187,949	\$155,473,742
Total Assessed Value	\$179,679,184	\$181,729,804
General Rate Per Thousand	\$11.3893	\$11.6154
Tax Increase/(Decrease) from prior year	(0.03)%	1.99%
Tax Levy Limit	\$1,790,147	\$1,874,651
Total Taxes to be Levied**	\$1,763,500	\$1,824,095

** Includes the Fireman's Service Award



VILLAGE OF COLD SPRING

85 MAIN STREET, COLD SPRING, NY 10516

TEL: (845) 265-3611


FAX: (845) 265-1002

WEB: WWW.COLDSRINGNY.GOV

Schedule 1B

Tentative Fireman's Service Award for June 1, 2022 - May 31, 2023

	ADOPTED <u>2021/2022</u>	TENTATIVE <u>2022/2023</u>
Total Estimated Expenditures	\$35,000	\$35,000
Total Estimated Non-Tax Revenues:		
Other Governments	\$16,800	\$16,800
Total to be Raised by Taxation	<u>\$18,200</u>	<u>\$18,200</u>
Total Revenues	\$35,000	\$35,000
Difference between Revenues and Expenditures	\$0	\$0
Total Assessed Valuation/Net Taxable	\$157,220,734	\$159,284,880
General Rate per Thousand per Adopted Budget	\$0.1158	\$0.1143
Tax Increase/(Decrease) from prior year	0.68%	(1.3%)



VILLAGE OF COLD SPRING

85 MAIN STREET, COLD SPRING, NY 10516

TEL: (845) 265-3611

FAX: (845) 265-1002

WEB: WWW.COLDSRINGNY.GOV

Schedule 2


Estimated Fund Balance

General Fund

As of May 31, 2022

Actual Fund Balance as of May 31, 2021:	\$1,606,237
Fund Balance utilized for current year budget:	
• Municipal Building Repairs	\$(338,000)
Estimated excess of revenues over expenditures for year ended May 31, 2022	\$50,000
Fund Balance Reserved for year ending May 31, 2022:	
• Village Wide Repairs	\$(310,000)
• Engineering, HUB	<u>\$(17,500)</u>
Estimated* Fund Balance – Unreserved as of May 31, 2022	\$990,737

*Estimated 04/05/2022



VILLAGE OF COLD SPRING

85 MAIN STREET, COLD SPRING, NY 10516

TEL: (845) 265-3611

FAX: (845) 265-1002

WEB: WWW.COLDSPRINGNY.GOV

Schedule 3

Debt Schedule

General Fund

2022/2023

At this time, there is no outstanding debt to be paid from the General Fund.

Currently awaiting status update on Delivery of 2022 Kenworth Dump Truck as that will determine the amount for the Debt Payment Schedule.



VILLAGE OF COLD SPRING

85 MAIN STREET, COLD SPRING, NY 10516

TEL: (845) 265-3611

FAX: (845) 265-1002

WEB: WWW.COLDSRINGNY.GOV

Schedule 4

General Fund Salary Schedule 2022/2023

<u>Name/ Department</u>	<u>Number of Employees</u>	<u>Avg Rate of Compensation</u>	<u>Amount for 2022/2023</u>
Board of Trustees			
Mayor	1 @	\$13,296/year	\$13,296
Deputy Mayor	1 @	\$1,094/year	\$1,094
Budget Officer	1 @	\$2,500/year	\$2,500
Trustees	4 @	\$7,583/year	<u>\$30,332</u>
Total Board of Trustees			\$47,222
Judicial			
Village Justice	1 @	\$10,370/year	\$10,370
Village Justice, Alternate	1 @	\$2,500/year	\$2,500
Court Clerk	1 @	\$48,497/year	<u>\$48,497</u>
Total Judicial			\$61,367
Staff			
Village Accountant	1 @	\$65,520/year	\$65,520
Clerk-Treasurer	1 @	\$77,700/year	\$77,018
Code Enforcement Officer	1 @	\$23,400/year	\$23,400
P/T Village Staff	3 @	\$19.76/hour	<u>\$45,154</u>
Total Staff			\$211,092
Highway Department			
Highway Foreman	1 @	\$79,125/year	\$79,125
Highway Laborers	2 @	\$47,840/year	\$95,680
Highway/Rec P/T Laborer	1 @	\$21.00/hour	<u>\$21,840</u>
Total Highway Department			\$196,645



VILLAGE OF COLD SPRING

85 MAIN STREET, COLD SPRING, NY 10516

TEL: (845) 265-3611


FAX: (845) 265-1002

WEB: WWW.COLDSRINGNY.GOV

Schedule 4 (continued)

General Fund Salary Schedule 2022/2023

<u>Name/ Department</u>	<u>Number of Employees</u>	<u>Avg Rate of Compensation</u>	<u>Amount for 2022/2023</u>
Police Department			
PT Police Officers	17 @	\$30.83/hour	\$322,241
PT Parking Enforcement	1 @	\$17.00/hour	\$6,188
Total Police Department			\$328,429
Crossing Guards	2 @	\$14.00/hour	\$25,900
Building Inspector Clerk	1 @	\$2,500/year	\$2,500
Vital Statistics	1 @	\$1,500/year	\$1,500
Planning/Zoning/Historical Boards	1 @	\$21.00/hour	\$9,072
TOTAL WAGES			\$883,727



VILLAGE OF COLD SPRING

85 MAIN STREET, COLD SPRING, NY 10516

TEL: (845) 265-3611

FAX: (845) 265-1002

WEB: WWW.COLDSRINGNY.GOV

Schedule 5

Estimated Fund Balance Water and Sewer Funds As of May 31, 2022

Projected Water Fund Balance as of May 31, 2022:	
Actual Fund Balance as of May 31, 2021	\$883,209
Fund Balance utilized for current year budget	(\$205,000)
Estimated excess of revenues over expenditures for year ended May 31, 2022	\$190,000
Estimated Fund Balance – Reserved for 22/23 fiscal year expenditures	<u>(\$246,500)</u>
<i>Estimated* Fund Balance – Unreserved as of May 31, 2022</i>	\$621,709

Projected Sewer Fund Balance as of May 31, 2022:	
Actual Fund Balance as of May 31, 2021	\$222,132
Fund Balance utilized for current year budget	\$0
Estimated excess of revenues over expenditures for year ended May 31, 2022	\$60,000
Estimated Fund Balance – Reserved for 22/23 fiscal year expenditures	<u>(\$49,000)</u>
<i>Estimated* Fund Balance – Unreserved as of May 31, 2022</i>	\$233,132

*Estimated 04/05/2022



VILLAGE OF COLD SPRING

85 MAIN STREET, COLD SPRING, NY 10516

TEL: (845) 265-3611

FAX: (845) 265-1002

WEB: WWW.COLDSRINGNY.GOV


Schedule 6

Water and Sewer Funds

Salary Schedule

2022/2023

<u>Name/ Department</u>	<u>Number of Employees</u>	<u>Avg Rate of Compensation</u>	<u>Amount for 2021/2022</u>
Water Superintendent		\$50,154/year	
Sewer Superintendent		\$50,154/year	
Total	1 @		\$100,308
Water Operator		\$62,400/year	
Sewer Operator		\$15,600/year	
Total	1 @		\$ 78,000
Water Laborer		\$11,565/year	
Sewer Laborer		\$46,260/year	
Total	1 @		\$ 57,825
PT Water/Sewer – Weekend Coverage		\$56.93/hour	
Total	2 @		\$ 26,415
TOTAL WAGES			\$ 262,548



VILLAGE OF COLD SPRING

85 MAIN STREET, COLD SPRING, NY 10516

TEL: (845) 265-3611

FAX: (845) 265-1002

WEB: WWW.COLDSRINGNY.GOV

Schedule 7

Debt Schedule Water & Sewer Funds 2022/2023

<u>Payment Due Date</u>	2015D EFC BOND – SEWER		
	<u>Total</u>	<u>Principal</u>	<u>Interest</u>
October 1, 2022	\$32,668.58	\$30,000.00	\$2,668.58
April 1, 2023	\$2,083.73	\$0.00	\$2,083.73

<u>Payment Due Date</u>	2019A EFC BOND – SEWER		
	<u>Total</u>	<u>Principal</u>	<u>Interest</u>
August 1, 2022	\$4,569.73	\$0.00	\$4,569.73
February 1, 2023	\$24,569.73	\$20,000.00	\$4,569.73

ACCT NUMBER	ACCOUNT DESCRIPTION	FY20-21 ADOPTED	FY 20-21 ACTUALS	FY21-22 ADOPTED	FY21-22 ADOPTED	1/31/22 YTD	FY22-23 TENTATIVE
A00-1001-000	Real Property Taxes	1,706,070.00	1,705,308.41	1,745,300.00	1,745,300.00	1,729,429.66	1,805,895.00
A00-1001-100	Real Property Tax-Firemans Service Award	17,680.00	17,665.85	18,200.00	18,200.00	17,782.86	18,200.00
		1,723,750.00	1,722,974.26	1,763,500.00	1,763,500.00	1,747,212.52	1,824,095.00
A00-1001-101	Other-Firemans Service Awards	16,320.00	16,320.00	16,800.00	16,800.00	6,280.00	16,800.00
		16,320.00	16,320.00	16,800.00	16,800.00	6,280.00	16,800.00
A00-1090-000	Int & Penalties: Real Property Tax	10,000.00	8,928.72	8,500.00	8,500.00	5,742.70	9,000.00
		10,000.00	8,928.72	8,500.00	8,500.00	5,742.70	9,000.00
A00-1170-000	Franchises	46,000.00	44,578.80	42,000.00	42,000.00	15,330.20	44,000.00
A00-1170-100	Franchises - Technology Grant						3,500.00
A00-1520-000	Police Fees	2,178.00	748.90	750.00	750.00	27.00	912.00
A00-1560-000	Bldg/Fire: Permit Fees	26,000.00	32,507.19	27,500.00	27,500.00	14,417.50	15,000.00
A00-1603-000	Vital Statistic Fees	2,800.00	3,545.00	2,800.00	2,800.00	1,417.00	2,400.00
A00-1721-000	Parking Lots & Garages: Non-Tax	5,546.00	5,551.32	5,551.00	5,551.00	2,775.66	26,301.00
A00-1741-000	Parking Meter Fees	23,300.00	32,487.10	36,120.00	36,120.00	23,893.26	59,924.00
A00-2001-000	Park & Rec Charges	4,450.00	700.00	500.00	500.00	2,200.00	10,910.00
A00-2025-000	Dockside Fees	300.00		-	-	-	-
A00-2110-000	Zoning Fees	150.00	600.00	350.00	350.00	150.00	300.00
A00-2115-000	Planning Board Fees	100.00		100.00	100.00	-	100.00
A00-2189-110	Income from sale of recycling material	-	89.00	-	-	64.00	-
A00-2189-120	Historic District Review Board: Application Fee	620.00	970.00	620.00	620.00	750.00	620.00
A00-2189-130	Tree Committee: Tree Removal Application Fe	-	-	-	-	-	-
A00-2262-001	Fire Protection Service: Phillipstown	52,939.00	48,406.27	48,406.00	48,406.00	-	49,780.00
A00-2262-002	Fire Protection Service: Nelsonville	33,199.00	33,199.00	30,356.00	30,356.00	30,356.00	31,218.00
A00-2376-000	Refuse/Garbage Srv: Other Govt	7,500.00		-	-	-	-
A00-2401-000	Interest & Earnings	540.00	1,098.48	780.00	780.00	335.22	500.00
A00-2410-000	Rental of Real Property						12,000.00
A00-2590-000	Permits/Waivers: Vend, Parking & Other	23,868.00	882.00	6,225.00	6,225.00	41,086.00	24,000.00
A00-2590-002	Parking Waiver Fees	-		-	-	-	-
A00-2610-000	Fines & Forfeited Bail	75,000.00	73,979.50	75,000.00	75,000.00	42,755.00	70,000.00
A00-2660-000	Sales of Real Property	-	22,972.00	-	-	2,000.00	3,000.00
A00-2665-000	Sale of Equipment					15,915.00	5,500.00
A00-2680-000	Insurance Recoveries		31,057.39			31,763.57	-
A00-2701-000	Refund of Prior Yr Expenditures	-	1,646.76	-	-	2,370.44	-
A00-2770-000	Miscellaneous Revenues	-	840.66	-	-	8,316.67	-
		304,490.00	335,859.37	277,058.00	277,058.00	235,922.52	359,965.00

ACCT NUMBER	ACCOUNT DESCRIPTION	FY20-21 ADOPTED	FY 20-21 ACTUALS	FY21-22 ADOPTED	FY21-22 ADOPTED	1/31/22 YTD	FY22-23 TENTATIVE
A00-3001-000	St. Revenue Sharing (Per Capita)	16,537.00	16,537.00	16,537.00	16,537.00	-	16,537.00
A00-3005-000	Mortgage Tax	29,472.00	48,072.51	30,460.00	30,460.00	24,923.72	30,000.00
A00-3041-000	State Aid: Justice Court	-	3,410.49	-	-	-	-
A00-3043-000	State Aid: Police	-	-	-	-	-	-
A00-3089-110	State Aid: Urban Forestry	15,846.00	47,837.00	-	-	-	-
A00-3089-300	State Aid - Greenway	10,000.00	-	1,000.00	1,000.00	9,000.00	-
A00-3089-410	STATE AID: NYSERDA	19,652.00	3,522.46	15,401.00	15,401.00	-	6,500.00
A00-3501-000	Consolidated Highway Aid (CHIPS)	59,493.00	-	159,417.00	-	-	221,280.00
A00-3501-100	CHIPS PAVE NY	21,271.00	-	22,476.00	-	-	35,961.00
		172,271.00	119,379.46	245,291.00	63,398.00	33,923.72	310,278.00
A00-4389-100	Federal Aid: Pub Safety		653.60				-
A00-4960-000	Federal Aid: Emerg Disaster		8,235.47				-
A00-4089-120	Federal Aid: ARPA					99,845.86	-
			8,889.07			99,845.86	-
A00-5031-000	Interfund Transfers: Fund Balance	254,000.00	-	338,000.00	338,000.00	-	327,000.00
A00-5031-100	Interfund Transfer: Water	18,000.00	18,000.00	18,000.00	18,000.00	-	18,000.00
A00-5031-200	Interfund Transfer: Sewer	18,000.00	18,000.00	18,000.00	18,000.00	-	18,000.00
		290,000.00	36,000.00	374,000.00	374,000.00	-	363,000.00
	GENERAL FUND REVENUE TOTALS	2,516,831.00	2,248,350.88	2,685,149.00	2,503,256.00	2,128,927.32	2,883,138.00

ACCT NUMBER	ACCOUNT DESCRIPTION	FY20-21 AMENDED	FY20-21 ACTUALS	FY21-22 ADOPTED	FY21-22 AMENDED	1/31/22 YTD EXP	FY22-23 TENTATIVE
A00-1010-100	Board of Trustees: Personal Services	30,017.00	30,016.20	30,332.00	30,332.00	20,221.44	30,332.00
A00-1010-400	Board Of Trustees: Contractual	1,346.00	1,345.39	2,500.00	2,500.00	307.10	2,500.00
A00-1010-445	Board Of Trustees: Computer Support	-	-	300.00	778.00	457.50	540.00
		31,363.00	31,361.59	33,132.00	33,610.00	20,986.04	33,372.00
A00-1110-100	Village Justice: Personal Services	12,920.00	12,870.00	12,870.00	12,870.00	8,580.00	12,870.00
A00-1110-110	Court Clerk: Personal Services	48,633.00	46,021.80	49,090.00	49,090.00	32,654.42	54,593.00
A00-1110-400	Justice: Contractual	2,000.00	1,859.35	1,000.00	1,000.00	1,088.12	1,500.00
A00-1110-410	Justice: Books & Publications	200.00	60.80	200.00	200.00	70.75	200.00
A00-1110-420	Justice: Continuing Education	320.00	-	320.00	320.00	-	320.00
A00-1110-430	Justice: Dockets & Journals	175.00	-	175.00	175.00	-	175.00
A00-1110-440	Justice: Office Supplies	1,200.00	941.65	1,200.00	1,200.00	298.90	1,200.00
A00-1110-450	Justice: Postage	1,500.00	932.00	1,200.00	1,200.00	342.86	1,200.00
A00-1110-460	Justice: Software Fees	-	-	-	36.00	12.00	48.00
A00-1110-470	Justice: Stationary & Other Print	250.00	183.68	250.00	250.00	95.96	250.00
A00-1110-480	Justice: Telephone	930.00	891.74	936.00	936.00	488.69	866.00
A00-1110-487	Justice Court: Grant Expenditures	3,410.00	3,409.58	-	-	-	-
		71,538.00	67,170.60	67,241.00	67,277.00	43,631.70	73,222.00
A00-1210-100	Mayor: Personal Services	13,296.00	13,296.00	13,296.00	13,296.00	8,864.00	13,296.00
A00-1210-110	Deputy Mayor: Personal Services	1,094.00	1,093.92	1,094.00	1,094.00	729.28	1,094.00
A00-1210-400	Mayor: Contractual	457.00	275.81	350.00	2,087.00	2,053.38	750.00
A00-1210-420	Mayor: Telephone	522.00	521.83	504.00	504.00	242.27	540.00
		15,369.00	15,187.56	15,244.00	16,981.00	11,888.93	15,680.00
A00-1320-400	Auditor: Contractual	5,875.00	5,875.00	6,000.00	6,000.00	6,000.00	6,300.00
A00-1322-100	Accountant: Personal Services	57,369.00	55,014.86	59,679.00	59,679.00	38,688.62	68,866.00
A00-1325-400	Accountant: Contractual	5,250.00	4,045.78	2,000.00	2,000.00	809.77	4,800.00
		68,494.00	64,935.64	67,679.00	67,679.00	45,498.39	79,966.00
A00-1340-100	Budget Officer: Personal Services	2,500.00	2,499.96	2,500.00	2,500.00	1,666.64	2,500.00
A00-1340-400	Budget & Other Notices	3,101.00	3,100.23	2,500.00	3,213.00	3,005.26	3,250.00
		5,601.00	5,600.19	5,000.00	5,713.00	4,671.90	5,750.00

ACCT NUMBER	ACCOUNT DESCRIPTION	FY20-21 AMENDED	FY20-21 ACTUALS	FY21-22 ADOPTED	FY21-22 AMENDED	1/31/22 YTD EXP	FY22-23 TENTATIVE
A00-1410-100	Village Clerk: Personal Services	63,808.00	63,807.84	65,940.00	65,940.00	52,700.48	84,316.00
A00-1410-200	Village Clerk: Equipment	500.00	334.99	250.00	250.00	-	-
A00-1410-400	Village Clerk: Contractual	650.00	393.62	1,400.00	1,400.00	507.94	1,500.00
A00-1410-410	Village Clerk: Website	2,358.00	2,357.50	2,450.00	2,450.00	2,049.38	2,426.00
		67,316.00	66,893.95	70,040.00	70,040.00	55,257.80	88,242.00
A00-1420-400	Attorney: Contractual	53,775.00	43,785.42	55,000.00	55,000.00	21,973.18	55,000.00
A00-1420-420	Attorney: Prosecuting Contractual	14,400.00	2,580.00	14,400.00	14,400.00	2,010.00	10,800.00
A00-1440-400	Engineer/Architect: Contractual	20,000.00	-	12,000.00	12,000.00	1,305.25	12,000.00
		88,175.00	46,365.42	81,400.00	81,400.00	25,288.43	77,800.00
A00-1460-100	RECORDS MANAGEMENT-PERSONAL SERVI	1,800.00	-	1,560.00	1,560.00	-	-
A00-1460-400	Records Management: Contractual	400.00	45.00	3,550.00	3,550.00	33.75	3,845.00
		2,200.00	45.00	5,110.00	5,110.00	33.75	3,845.00
A00-1620-100	Shared Services: Personal Services	19,261.00	19,260.24	34,065.00	34,065.00	12,874.62	47,760.00
A00-1620-200	Shared Services: Equipment	-	-	-	159.00	159.00	-
A00-1620-400	Shared Services: Contractual	1,997.00	1,996.66	13,000.00	13,000.00	6,238.16	14,420.00
A00-1620-410	Shared Services: Compture Software	10,335.00	10,334.94	7,425.00	7,425.00	5,614.34	9,582.00
A00-1620-411	Shared Services: Heating	5,969.00	5,968.36	3,800.00	3,800.00	682.59	5,500.00
A00-1620-412	Shared Services: Electric	3,344.00	2,286.28	4,500.00	4,500.00	3,194.81	5,850.00
A00-1620-420	Shared Services: Telephone	4,608.00	4,607.84	3,336.00	3,336.00	1,367.78	4,220.00
A00-1620-440	Shared Services: Copy Machine	3,319.00	2,499.98	2,355.00	2,355.00	1,399.78	2,420.00
A00-1620-445	Shared Services: Computer Support	2,500.00	2,010.36	5,059.00	5,059.00	3,164.13	5,899.00
A00-1620-447	Shared Services: Technology	5,043.00	3,660.80	1,000.00	2,316.00	2,315.90	3,000.00
A00-1640-120	Clearing Account: Diesel	4,703.00	4,146.84	-	-	-	-
A00-1640-410	Shared Services: Restroom	2,500.00	1,546.08	2,500.00	4,500.00	3,963.99	6,500.00
A00-1640-411	Clearing Account: Gasoline	-	1,195.34	-	-	(2,410.81)	-
A00-1640-417	Shared Services: Village Hall Repairs & Impr	7,289.00	7,288.03	-	-	903.89	5,000.00
A00-1640-418	Shared Services: Municipal Building Repairs	246,801.00	1,435.95	250,000.00	245,641.00	119,151.74	295,000.00
A00-1670-400	Shared Services: Printing & Mailing	1,000.00	1,905.79	1,000.00	1,000.00	1,278.81	1,000.00
		318,669.00	70,143.49	328,040.00	327,156.00	159,898.73	406,151.00
A00-1910-400	Unallocated Insurance	34,448.00	33,022.72	37,626.00	37,626.00	36,524.35	42,003.00
A00-1920-400	Municipal Association Dues	1,242.00	1,242.00	1,242.00	1,242.00	1,242.00	1,242.00
A00-1930-400	Judgements & Claims	5,000.00	2,500.00	5,000.00	5,000.00	-	2,500.00
A00-1950-400	Taxes & Assessments on Property	3,200.00	3,227.58	3,300.00	3,300.00	(2,386.43)	-
A00-1990-400	Contingent Account	4,751.00	-	4,252.00	4,252.00	-	3,509.00
		48,641.00	39,992.30	51,420.00	51,420.00	35,379.92	49,254.00

ACCT NUMBER	ACCOUNT DESCRIPTION	FY20-21 AMENDED	FY20-21 ACTUALS	FY21-22 ADOPTED	FY21-22 AMENDED	1/31/22 YTD EXP	FY22-23 TENTATIVE
A00-3120-100	Police: Personal Services	326,175.00	304,624.96	342,200.00	342,200.00	226,389.66	340,350.00
A00-3120-110	Crossing Guards: Personal Services	23,125.00	22,584.47	23,588.00	23,588.00	13,954.50	25,900.00
A00-3120-120	Parking Enforcement: Personal Svc	5,040.00	4,162.50	5,712.00	5,712.00	3,954.00	6,664.00
A00-3120-200	Police Equipment	16,476.00	1,668.99	47,950.00	47,950.00	90,236.13	7,500.00
A00-3120-400	Police: Vehicle Repairs	11,000.00	9,751.69	9,000.00	9,000.00	6,486.23	9,000.00
A00-3120-410	Police: Services & Materials	4,700.00	2,557.98	6,700.00	6,700.00	4,867.15	6,600.00
A00-3120-411	Police: Gasoline	12,750.00	8,686.02	13,750.00	13,750.00	8,324.02	21,070.00
A00-3120-420	Police: Telephone & Radio	7,205.00	5,814.53	7,480.00	7,480.00	3,523.30	8,333.00
A00-3120-430	Police: School & Supplies	1,500.00	1,205.22	1,000.00	1,000.00	830.73	1,500.00
A00-3120-440	Police: Computer Support	6,020.00	4,618.70	5,871.00	5,871.00	3,350.99	7,477.00
A00-3120-445	Police: Technology	5,500.00	4,515.79	10,460.00	10,460.00	5,212.45	3,000.00
A00-3120-460	Police: Clothing Kane	550.00		600.00	600.00		600.00
A00-3120-461	Police: Clothing Walz	550.00		-	-		-
A00-3120-462	Police: Clothing Boulanger	550.00	463.55	600.00	600.00		600.00
A00-3120-464	Police: Clothing Ciero	550.00	468.90	600.00	600.00		600.00
A00-3120-465	Police: Clothing Burke	550.00	347.78	600.00	600.00		600.00
A00-3120-468	Police: Clothing Marino	550.00	350.35	600.00	600.00		600.00
A00-3120-469	Police: Clothing Naranca	550.00	-	-	-		-
A00-3120-471	Police: Clothing D'Amato	550.00	300.96	600.00	600.00		600.00
A00-3120-473	Police Clothing Stasiak	550.00	103.35	600.00	600.00		600.00
A00-3120-474	Police: Clothing Comiskey	550.00	68.93	600.00	600.00		600.00
A00-3120-475	Parking Enforcement: Clothing					171.00	400.00
A00-3120-476	Police: Clothing Vollmer	550.00	-	-	-		-
A00-3120-477	Police: Clothing Baker	550.00	309.97	600.00	600.00		600.00
A00-3120-479	Police: Clothing Aronow	550.00	-	600.00	429.00		-
A00-3120-481	Police: Clothing Morris	550.00	-	-	-		-
A00-3120-482	Police: Clothing Detlafs	550.00	510.89	650.00	650.00		600.00
A00-3120-483	Police: Clothing Lombardo	550.00	549.90	650.00	650.00		-
A00-3120-484	Police: Clothing Cosentino	550.00	217.62	700.00	700.00	325.67	650.00
A00-3120-485	Police: Clothing Close	-	-	700.00	700.00	238.50	650.00
A00-3120-486	Police: Clothing Hipple				700.00	601.95	650.00
A00-3120-487	Police: Clothing Jackson						650.00
A00-3120-488	Police: Clothing Christiansen						650.00
A00-3120-489	Police: Clothing Barclay						650.00
A00-3120-466	Police: Clothing Davenport						650.00
A00-3120-470	Police: Clothing New PO	-	-	700.00			700.00
		428,841.00	373,883.05	483,111.00	483,111.00	368,466.24	449,044.00

ACCT NUMBER	ACCOUNT DESCRIPTION	FY20-21 AMENDED	FY20-21 ACTUALS	FY21-22 ADOPTED	FY21-22 AMENDED	1/31/22 YTD EXP	FY22-23 TENTATIVE
A00-3310-400	Traffic Control: Street Sign Equipment	4,610.00	1,228.13	4,000.00	4,000.00	388.11	2,000.00
A00-3310-200	Traffic Control: Street Sign Equipment	390.00	390.00				-
		5,000.00	1,618.13	4,000.00	4,000.00	388.11	2,000.00
A00-3410-411	Fire Department: Gasoline	4,500.00	2,305.67	4,675.00	4,675.00	2,430.86	6,450.00
A00-3410-412	Fire: Heating Oil/Service	7,111.00	5,883.83	7,000.00	7,000.00	3,956.92	12,250.00
A00-3410-413	Fire: Diesel	1,058.00	1,057.88	1,000.00	1,000.00	601.58	3,000.00
A00-3410-440	Fire: Siren	1,632.00	1,631.97	1,600.00	1,600.00	595.49	1,698.00
A00-3410-450	Fire: Electricity	5,100.00	5,017.14	6,100.00	6,100.00	1,335.53	6,100.00
A00-3410-460	Fire: Building Repairs	3,026.00	3,025.79	4,000.00	4,000.00	525.00	4,000.00
A00-3410-470	Fire: Service Award	5,750.00	5,550.00	5,800.00	5,800.00	5,807.00	6,000.00
A00-3410-475	Fire Protection Service	122,936.00	122,935.18	124,153.00	124,153.00	62,076.18	131,385.00
		151,113.00	147,407.64	154,328.00	154,328.00	77,328.56	170,883.00
A00-3510-400	Control of Animals: Contractual	800.00	656.00	520.00	520.00	130.00	540.00
		800.00	656.00	520.00	520.00	130.00	540.00
A00-3620-100	Building Insp: Personal Svc	18,000.00	17,058.19	24,988.00	24,988.00	10,788.64	23,625.00
A00-3620-110	Building Insp: Clerk Personal Svc	2,500.00	2,499.90	2,500.00	2,500.00	1,730.70	2,500.00
A00-3620-400	Building Insp: Contractual	5,000.00	450.73	250.00	250.00	284.74	680.00
		25,500.00	20,008.82	27,738.00	27,738.00	12,804.08	26,805.00
A00-4020-100	Registrar Vital Stats: Personal Svc	1,500.00	1,499.94	1,500.00	1,500.00	1,038.42	1,500.00
A00-4020-400	Registrar Vital Stats: Contractual	100.00	96.70	100.00	100.00	62.70	100.00
		1,600.00	1,596.64	1,600.00	1,600.00	1,101.12	1,600.00
A00-4050-400	Public Health Other: Contractual						5,000.00
							5,000.00

ACCT NUMBER	ACCOUNT DESCRIPTION	FY20-21 AMENDED	FY20-21 ACTUALS	FY21-22 ADOPTED	FY21-22 AMENDED	1/31/22 YTD EXP	FY22-23 TENTATIVE
A00-5110-100	Highway Street Maint: Personal Svc	155,757.00	128,916.16	184,817.00	184,817.00	87,141.94	165,818.00
A00-5110-200	Highway Street Maint: Equipment	52,600.00	2,842.57	38,000.00	38,000.00	1,810.31	45,000.00
A00-5110-400	Highway Street Maint: Resurface	78,366.00	3,980.39	183,893.00	183,893.00	1,551.30	261,243.00
A00-5110-410	Highway Street Maint: Supplies & Materials	13,500.00	6,056.57	10,000.00	10,000.00	3,222.18	8,000.00
A00-5110-411	Highway Street Maint: Gasoline	5,250.00	4,852.32	5,775.00	5,775.00	4,535.79	10,350.00
A00-5110-413	Highway Street Maint: Oil/Service	5,000.00	4,313.28	5,500.00	5,500.00	2,864.11	10,000.00
A00-5110-414	Highway Street Maint: Diesel	7,000.00	5,570.19	6,000.00	6,000.00	3,678.16	5,400.00
A00-5110-415	Highway Street Maintenance: Electric	2,193.00	2,321.29	2,500.00	2,500.00	374.38	2,500.00
A00-5110-420	Highway Street Maint: Equipment Repair	16,246.00	16,245.83	8,000.00	11,000.00	10,161.51	12,000.00
A00-5110-430	Highway Street Maint: Office Supply	285.00	284.33	200.00	200.00	59.07	200.00
A00-5110-435	Highway Street Maint: Education	-	-	400.00	400.00	-	1,000.00
A00-5110-440	Highway Street Maint: Telephone	1,526.00	1,340.45	1,524.00	1,524.00	876.88	2,096.00
A00-5110-445	Highway: Computer Support	300.00	300.00	300.00	300.00	199.00	300.00
A00-5110-450	Highway Street Maint: Safety Equip/Supply	1,500.00	791.57	1,000.00	1,000.00	442.85	100.00
A00-5110-462	Highway Street Maint: Clothing/Eye Lyons	550.00	310.44	550.00	550.00	-	-
A00-5110-465	Highway Street Maint: Clothing/Eye Downe	550.00	523.95	550.00	550.00	-	550.00
A00-5110-467	Highway Street Maint: Clothing/Eye New EE	550.00	298.20	550.00	550.00	177.73	550.00
A00-5110-468	Highway Street Maint: Clothing/Eye Narok	-	-	-	-	-	-
A00-5110-469	Highway Street Maint: Clothing/Eye Thoma:	550.00	274.96	550.00	550.00	404.48	550.00
		341,723.00	179,222.50	450,109.00	453,109.00	117,499.69	525,657.00
A00-5142-100	Snow Removal: Personal Service	24,030.00	24,029.78	22,083.00	22,083.00	10,133.36	23,406.00
A00-5142-200	Snow Removal: Equipment	4,000.00	3,824.77	1,000.00	1,000.00	4,696.34	2,500.00
A00-5142-400	Snow Removal: Contractual	29,478.00	29,477.62	18,000.00	18,000.00	1,007.50	10,000.00
		57,508.00	57,332.17	41,083.00	41,083.00	15,837.20	35,906.00
A00-5182-400	Street Lights: Contractual General Street	38,827.00	38,826.98	39,880.00	39,880.00	23,776.50	54,000.00
A00-5182-410	Street Lights: Haldane/Butterfield	755.00	729.40	765.00	765.00	485.01	766.00
A00-5182-420	Street Lights: Gazebo	1,477.00	1,547.31	1,400.00	1,400.00	154.84	1,500.00
A00-5182-440	Street Lights: Subway	1,103.00	1,165.05	1,720.00	1,720.00	272.68	1,200.00
		42,162.00	42,268.74	43,765.00	43,765.00	24,689.03	57,466.00
A00-5410-100	Sidewalks: Personal Service	12,804.00	12,803.99	7,124.00	7,124.00	2,159.72	9,131.00
A00-5410-400	Sidewalks: Maintenance & Repair	9,644.00	4,287.33	12,000.00	12,000.00	676.08	15,000.00
		22,448.00	17,091.32	19,124.00	19,124.00	2,835.80	24,131.00

ACCT NUMBER	ACCOUNT DESCRIPTION	FY20-21 AMENDED	FY20-21 ACTUALS	FY21-22 ADOPTED	FY21-22 AMENDED	1/31/22 YTD EXP	FY22-23 TENTATIVE
A00-5650-400	Off-Street Parking: Parking Meters	4,500.00	3,802.68	4,548.00	4,548.00	1,695.43	7,800.00
		4,500.00	3,802.68	4,548.00	4,548.00	1,695.43	7,800.00
A00-7110-400	Parks & Rec - Repairs & Improvements	3,197.00	1,375.83	7,000.00	6,601.00	2,329.06	8,000.00
A00-7140-100	Recreation: Personal Service	9,058.00	7,739.24	10,404.00	10,404.00	4,533.12	13,752.00
A00-7140-110	Recreation: Dockside Personal Svcs	2,831.00	1,090.73	1,734.00	1,734.00	651.80	2,142.00
A00-7140-200	Recreation: Equipment	474.00	473.15	300.00	300.00		500.00
A00-7140-400	Recreation: Contractual	718.00	717.99	500.00	531.00	532.74	500.00
A00-7140-405	Dockside: Contractual	100.00		100.00	468.00	467.02	500.00
A00-7140-430	Recreation: Tools & Consumables	300.00	19.36	300.00	300.00	26.57	500.00
A00-7140-440	Recreation: Lawn Care	2,225.00	1,265.00	2,500.00	2,500.00	200.00	2,000.00
A00-7140-445	Recreation: Computer Support	648.00	638.76	648.00	648.00	372.61	648.00
A00-7140-460	Recreation: Christmas Decorations	1,256.00	1,255.16	1,000.00	1,000.00	353.04	1,250.00
A00-7140-470	Recreation: Electricity	2,350.00	2,198.36	2,350.00	2,350.00	1,477.74	2,337.00
A00-7140-471	Recreation Electricity - Dockside	410.00	365.77	385.00	385.00	243.47	1,206.00
		23,567.00	17,139.35	27,221.00	27,221.00	11,187.17	33,335.00
A00-7510-100	Historical Board: Personal Services	1,911.00	1,829.13	2,736.00	2,736.00	2,009.94	3,024.00
A00-7510-400	Historical Board: Contractual	3,140.00	2,196.16	2,450.00	2,450.00	261.85	2,000.00
		5,051.00	4,025.29	5,186.00	5,186.00	2,271.79	5,024.00
A00-7550-400	Celebrations: Contractual	3,500.00	290.94	3,000.00	3,000.00		2,000.00
		3,500.00	290.94	3,000.00	3,000.00	-	2,000.00
A00-8010-100	Zoning Board: Personal Services	1,589.00	1,588.31	2,736.00	2,736.00	802.23	3,024.00
A00-8010-400	Zoning Board: Contractual	1,725.00	1,746.85	2,000.00	2,000.00		500.00
		3,314.00	3,335.16	4,736.00	4,736.00	802.23	3,524.00
A00-8015-100	Zoning Update Committee: Personal Service	-	-	912.00	912.00		630.00
A00-8015-400	Zoning Update Committee: Contractual	19,652.00	8,767.52	27,401.00	27,401.00	16,703.37	11,500.00
		19,652.00	8,767.52	28,313.00	28,313.00	16,703.37	12,130.00
A00-8020-100	Planning Board: Personal Services	565.00	564.09	1,368.00	1,368.00	1,026.00	3,024.00
A00-8020-400	Planning Board: Contractual	500.00	-	500.00	500.00		500.00
		1,065.00	564.09	1,868.00	1,868.00	1,026.00	3,524.00

ACCT NUMBER	ACCOUNT DESCRIPTION	FY20-21 AMENDED	FY20-21 ACTUALS	FY21-22 ADOPTED	FY21-22 AMENDED	1/31/22 YTD EXP	FY22-23 TENTATIVE
A00-8160-100	Garbage: Personal Service	42,677.00	42,676.09	32,246.00	32,246.00	31,574.68	-
A00-8160-110	Recycling: Personal Service	17,732.00	17,731.16	19,438.00	19,438.00	13,270.27	-
A00-8160-400	Garbage: Contractual	58,443.00	56,712.75	63,716.00	63,716.00	39,403.32	218,292.00
A00-8160-410	Refuse & Garbage: Truck Repair	17,032.00	17,031.89	12,000.00	12,000.00	6,287.86	-
A00-8160-420	Recycling: Equipment & Maint	-	-	-	-	-	-
A00-8160-430	Recycling: Contractual	25,412.00	23,961.14	25,080.00	21,367.00	9,008.58	-
		161,296.00	158,113.03	152,480.00	148,767.00	99,544.71	218,292.00
A00-8170-100	Street Clean: Personal Service	10,448.00	4,998.45	10,685.00	10,685.00	1,897.20	9,131.00
		10,448.00	4,998.45	10,685.00	10,685.00	1,897.20	9,131.00
A00-8510-400	Community Beautification: Contractual	2,500.00	2,035.86	2,000.00	2,000.00	651.06	2,000.00
		2,500.00	2,035.86	2,000.00	2,000.00	651.06	2,000.00
A00-8540-100	Storm Drain: Personal Service	10,448.00	1,658.51	7,124.00	7,124.00	529.92	6,088.00
A00-8540-400	Storm Drain: Contractual	4,000.00	273.00	4,000.00	4,000.00	227.40	12,000.00
A00-8540-410	Storm Drain: Supplies	10,000.00	1,085.50	8,000.00	8,000.00	99.99	-
		24,448.00	3,017.01	19,124.00	19,124.00	857.31	18,088.00
A00-8560-100	Tree Maintenance: Personal Services	954.00	953.50	-	-	-	-
A00-8560-400	Tree Removal: Contractual	3,563.00	3,562.10	2,000.00	4,200.00	2,200.00	4,250.00
A00-8560-405	Tree Maintenance: Contractual	2,910.00	2,910.00	2,000.00	2,000.00	-	5,250.00
A00-8560-410	Tree Replacement	384.00	384.00	1,000.00	1,000.00	-	1,000.00
A00-8560-411	Urban Forestry	20,843.00	20,842.10	-	-	-	-
		28,654.00	28,651.70	5,000.00	7,200.00	2,200.00	10,500.00

ACCT NUMBER	ACCOUNT DESCRIPTION	FY20-21 AMENDED	FY20-21 ACTUALS	FY21-22 ADOPTED	FY21-22 AMENDED	1/31/22 YTD EXP	FY22-23 TENTATIVE
A00-9010-800	State Retirement	57,087.00	57,086.33	61,230.00	61,230.00	61,208.00	48,000.00
A00-9015-800	Fire & Police Retirement	42,039.00	40,453.66	48,223.00	48,223.00	28,285.00	19,000.00
A00-9015-810	Firemens Retirement Service Award	34,000.00	34,000.00	35,000.00	35,000.00		35,000.00
A00-9030-800	Social Security	55,027.00	50,624.69	60,408.00	60,408.00	36,776.86	59,231.00
A00-9035-800	Medicare	12,870.00	11,726.73	14,128.00	14,128.00	8,601.00	13,853.00
A00-9040-800	Workers' Compensation	33,650.00	33,646.90	35,526.00	31,959.00	32,877.62	33,864.00
A00-9040-801	Workers Comp: Firemen	16,670.00	16,464.90	17,452.00	17,452.00	16,458.60	16,953.00
A00-9050-800	Unemployment Insurance	1,500.00	1,177.73	1,500.00	1,500.00		1,500.00
A00-9055-800	Disability Insurance	625.00	624.10	650.00	650.00	885.26	950.00
A00-9060-800	Medical Insurance	175,307.00	153,638.02	191,187.00	191,187.00	111,531.56	192,125.00
A00-9060-803	Dental Insurance: Lyons	500.00	-	500.00	500.00		-
A00-9060-808	Dental Insurance: C. Costello	1,000.00	196.00	1,000.00	1,000.00	65.00	1,000.00
A00-9060-809	Dental Insurance: Downey	1,000.00	543.00	1,000.00	1,000.00		1,000.00
A00-9060-811	Dental Insurance: Vidakovich	1,000.00	-	1,000.00	1,000.00	1,326.10	1,000.00
A00-9060-812	Dental Insurance: VanTassel		-	1,000.00	1,000.00		500.00
A00-9060-813	Dental Insurance: Thomas	1,000.00	260.00	1,000.00	1,000.00		1,000.00
A00-9060-821	Eyeglass: C. Costello	250.00	250.00	250.00	250.00	250.00	250.00
A00-9060-823	Eyeglasses: Vidakovich	250.00	250.00	250.00	250.00		250.00
		434,775.00	400,942.06	471,304.00	467,737.00	298,265.00	425,476.00
	Report totals	2,516,831.00	1,884,463.71	2,685,149.00	2,685,149.00	1,460,716.69	2,883,138.00

ACCT NUMBER	ACCOUNT DESCRIPTION	FY20-21 AMENDED	FY20-21 ACTUALS	FY21-22 ADOPTED	FY21-22 AMENDED 1/31/22 ACTUALS	FY22-23 TENTATIVE
F00-2140-100	Usage Cold Spring	155,000.00	161,693.11	155,000.00	155,000.00	163,260.00
F00-2140-200	Usage: Nelsonville/Philipstown	26,500.00	28,984.08	25,000.00	25,000.00	26,340.00
		181,500.00	190,677.19	180,000.00	180,000.00	189,600.00
F00-2142-100	Flat Rate: Cold Spring	297,900.00	307,943.07	303,975.00	303,975.00	304,650.00
F00-2142-200	Flat Rate: Nelsonville/Philipstown	87,518.00	87,528.04	87,518.00	87,518.00	87,518.00
F00-2144-100	Flat Rate: Endpoint Technology Fee	9,686.00	9,929.73	10,081.00	10,081.00	10,103.00
		395,104.00	405,400.84	401,574.00	401,574.00	402,271.00
F00-2148-100	Penalty: Cold Spring	3,800.00	5,575.23	3,800.00	3,800.00	3,800.00
F00-2148-200	Penalty: Nelsonville/Philipstown	3,500.00	5,216.63	3,000.00	3,000.00	3,000.00
		7,300.00	10,791.86	6,800.00	6,800.00	6,800.00
F00-2401-000	Interest Earnings	500.00	1,293.20	500.00	500.00	500.00
F00-2770-000	Miscellaneous Revenue	2,750.00	8,246.45	500.00	500.00	500.00
	Fund Balance Transfer	36,000.00	-	205,000.00	205,000.00	236,500.00
		39,250.00	9,539.65	206,000.00	206,000.00	237,500.00
		623,154.00	616,409.54	794,374.00	794,374.00	836,171.00

ACCT NUMBER	ACCOUNT DESCRIPTION	FY20-21 AMENDED	FY20-21 ACTUALS	FY21-22 ADOPTED	FY21-22 AMENDED 1/31/22 ACTUALS	FY22-23 TENTATIVE
F00-1320-400	Auditor: Contractual	2,938.00	2,937.50	3,000.00	3,000.00	3,063.00
F00-1910-400	Unallocated Insurance	42,374.00	51,483.83	44,558.00	44,558.00	47,656.00
F00-1950-400	Taxes & Assessments	640.00	637.76	650.00	650.00	-
F00-1990-400	Contingent Account	3,969.00	-	4,264.00	4,264.00	3,194.00
		49,921.00	55,059.09	52,472.00	52,472.00	53,913.00
F00-8310-200	Administration: Equipment	2,500.00	177.98	2,000.00	2,000.00	2,000.00
F00-8310-400	Administration: Secondary Operation	5,000.00	2,428.13	4,400.00	4,400.00	-
F00-8310-405	Administration: Contractual	4,150.00	2,711.89	4,200.00	4,200.00	4,200.00
F00-8310-410	Administration: Supplies	650.00	660.31	700.00	700.00	500.00
F00-8310-415	Attorney: Contractual	5,000.00	3,055.73	5,000.00	5,000.00	3,500.00
F00-8310-420	Administration: Computer Software Programs	3,901.00	3,942.49	4,148.00	4,148.00	4,300.00
F00-8310-421	Admin: Endpoint Technology Fee	9,686.00	9,774.87	10,253.00	10,253.00	10,104.00
F00-8310-430	Administration: Computer Support	1,620.00	1,620.00	900.00	900.00	1,240.00
F00-8311-400	Building & Grounds	3,000.00	219.09	2,500.00	2,500.00	2,500.00
		35,507.00	24,590.49	34,101.00	34,101.00	28,344.00
F00-8320-130	Source of Supply: Personal Services	2,500.00	-	2,500.00	2,500.00	-
F00-8320-200	Source of Supply: Equipment	6,000.00	-	6,000.00	6,000.00	7,500.00
F00-8320-400	Source of Supply: Contractual	4,200.00	1,415.33	4,000.00	4,000.00	6,000.00
F00-8320-420	Source of Supply: Dam Engineering	23,000.00	-	50,000.00	50,000.00	30,000.00
		35,700.00	1,415.33	62,500.00	62,500.00	43,500.00
F00-8330-100	Purification: Personal Service	116,470.00	116,469.79	124,830.00	124,830.00	152,324.00
F00-8330-200	Purification: Equipment	2,500.00	1,798.75	38,000.00	38,000.00	60,000.00
F00-8330-210	Purification: Supplies	4,000.00	3,537.62	3,500.00	3,500.00	4,000.00
F00-8330-230	Purification: Sludge Disposal	14,138.00	14,137.50	9,500.00	9,500.00	11,500.00
F00-8330-410	Purification: Engineer Contract	5,302.00	-	20,000.00	20,000.00	11,500.00
F00-8330-413	Purification: Equipment Repair	4,290.00	3,393.39	10,000.00	10,000.00	10,000.00
F00-8330-420	Purification: Auto Expense	2,000.00	102.18	1,000.00	1,000.00	1,000.00
F00-8330-421	Purification: Gasoline	1,438.00	1,240.67	1,582.00	1,582.00	2,475.00
F00-8330-430	Purification: Electricity	24,908.00	24,907.85	19,000.00	19,000.00	26,154.00
F00-8330-440	Purification: Heating	5,042.00	5,041.75	5,733.00	5,733.00	10,450.00
F00-8330-450	Purification: Chemical	25,000.00	23,064.63	23,000.00	23,000.00	26,000.00
F00-8330-460	Purification: Maintenance	7,554.00	7,553.56	6,800.00	6,800.00	14,400.00
F00-8330-470	Purification: Phone/Fax	2,496.00	2,525.19	2,580.00	2,580.00	2,592.00
		215,138.00	203,772.88	265,525.00	265,525.00	332,395.00

ACCT NUMBER	ACCOUNT DESCRIPTION	FY20-21 AMENDED	FY20-21 ACTUALS	FY21-22 ADOPTED	FY21-22 AMENDED	1/31/22 ACTUALS	FY22-23 TENTATIVE
F00-8330-481	Clothing & Eyecare: Monroe	550.00	294.49	550.00	550.00	250.00	550.00
F00-8330-483	Clothing & Eyecare: Kroog	550.00	550.00	550.00	550.00	247.00	550.00
F00-8330-485	Clothing & Eyecare: Kitzweger	550.00	239.18	550.00	550.00	154.99	550.00
		1,650.00	1,083.67	1,650.00	1,650.00	651.99	1,650.00
F00-8330-490	Purification: Lab Analysis	5,135.00	6,055.00	7,750.00	7,750.00	3,125.00	9,000.00
		5,135.00	6,055.00	7,750.00	7,750.00	3,125.00	9,000.00
F00-8340-100	Trans & Distr Repair & Maint: Personal Svs	2,500.00	-	2,500.00	2,500.00	-	1,500.00
F00-8340-400	Transmission & Distribution - Contractual	12,000.00	11,340.00	170,000.00	170,000.00	9,659.67	150,000.00
F00-8340-420	Transmission & Distribution - Engineering	7,000.00	-	5,000.00	5,000.00	-	5,000.00
F00-8430-100	Trans & Distr Repair & Maint: Personal Svs	-	-	-	-	-	-
		21,500.00	11,340.00	177,500.00	177,500.00	9,659.67	156,500.00
F00-9010-800	State Retirement	13,500.00	12,321.87	15,500.00	15,500.00	17,350.00	11,840.00
F00-9030-800	Social Security	7,280.00	6,791.85	7,895.00	7,895.00	5,042.10	9,538.00
F00-9035-800	Medicare	1,703.00	1,588.50	1,847.00	1,847.00	1,179.21	2,231.00
F00-9040-800	Workers' Compensation	7,054.00	7,053.04	7,250.00	7,250.00	7,340.24	7,561.00
F00-9055-800	Disability Insurance	350.00	312.04	350.00	350.00	442.63	500.00
F00-9060-800	Medical Insurance	44,676.00	48,772.04	43,806.00	43,806.00	34,782.08	58,434.00
F00-9060-802	Dental: Kroog	1,000.00	575.00	1,000.00	1,000.00	745.00	1,000.00
F00-9060-805	Dental: New EE	500.00	-	500.00	500.00	-	1,000.00
		76,063.00	77,414.34	78,148.00	78,148.00	66,881.26	92,104.00
F00-9730-600	BAN Principle	144,220.00	144,220.00	78,000.00	78,000.00	-	80,000.00
F00-9730-700	BAN Interest	20,320.00	20,314.80	18,728.00	18,728.00	-	20,765.00
F00-9901-900	Transfer to Other Funds	18,000.00	18,000.00	18,000.00	18,000.00	-	18,000.00
		182,540.00	182,534.80	114,728.00	114,728.00		118,765.00
		623,154.00	563,265.60	794,374.00	794,374.00	280,048.69	836,171.00

ACCT NUMBER	ACCOUNT DESCRIPTION	FY20-21 AMENDED	FY20-21 ACTUAL	FY21-22 ADOPTED	FY21-22 AMENDE	1/31/22 ACTUALS	FY22-23 TENTATIVE
G00-2120-100	Flat Rate Rents: Cold Spring	467,107.00	477,534.74	481,270.00	481,270.00	361,600.98	481,270.00
G00-2120-200	Flat Rate Rents: Nelsonville/Philipstown	7,770.00	7,770.40	7,770.00	7,770.00	5,827.80	7,770.00
		474,877.00	485,305.14	489,040.00	489,040.00	367,428.78	489,040.00
G00-2121-100	Usage: Cold Spring	56,000.00	65,067.89	55,000.00	55,000.00	45,500.65	65,950.00
G00-2121-200	Usage: Nelsonville/Philipstown	1,000.00	1,225.43	1,000.00	1,000.00	857.95	1,100.00
		57,000.00	66,293.32	56,000.00	56,000.00	46,358.60	67,050.00
G00-2128-100	Penalty: Cold Spring	3,800.00	5,756.64	3,800.00	3,800.00	2,849.35	3,500.00
G00-2128-200	Penalty: Nelsonville/Philipstown	75.00	16.72	-	-	18.70	20.00
		3,875.00	5,773.36	3,800.00	3,800.00	2,868.05	3,520.00
G00-2401-000	Interest & Earnings	5,331.00	9,506.27	8,321.00	8,321.00	6,711.76	7,349.00
G00-2770-000	Miscellaneous Revenue	-	6,024.89	-	-	-	-
	Fund Balance Transfer	20,000.00	-	-	-	-	42,800.00
		25,331.00	15,531.16	8,321.00	8,321.00	6,711.76	50,149.00
		561,083.00	572,902.98	557,161.00	557,161.00	423,367.19	609,759.00

ACCT NUMBER	ACCOUNT DESCRIPTION	FY20-21 AMENDED	FY20-21 ACTUAL	FY21-22 ADOPTED	FY21-22 AMENDE	1/31/22 ACTUALS	FY22-23 TENTATIVE
G00-1320-400	Auditor: Contractual	2,938.00	2,937.50	3,000.00	3,000.00	3,000.00	3,063.00
G00-1380-400	Fiscal Agent Fees	1,546.00	1,545.00	1,550.00	1,550.00	1,424.00	1,299.00
G00-1410-400	Attorney: Contractual	3,000.00	2,142.73	3,000.00	3,000.00	-	2,500.00
G00-1910-400	Unallocated Insurance	20,442.00	20,393.76	22,487.00	22,487.00	22,827.70	25,111.00
G00-1990-400	Contingent Account	3,307.00	-	3,939.00	3,939.00	-	3,683.00
		31,233.00	27,018.99	33,976.00	33,976.00	27,251.70	35,656.00
G00-8110-200	Administration: Equipment	5,000.00	-	4,000.00	4,000.00	-	500.00
G00-8110-400	Administration: Contractual	3,243.00	2,378.28	2,500.00	2,500.00	2,290.98	2,500.00
G00-8110-410	Administration - Supplies	1,012.00	1,011.82	800.00	800.00	695.36	1,000.00
G00-8110-420	Administraion: Computer Software Program	2,581.00	2,580.29	2,723.00	2,723.00	2,734.21	2,885.00
G00-8110-430	Admin: Computer Support	300.00	-	300.00	300.00	-	300.00
		12,136.00	5,970.39	10,323.00	10,323.00	5,720.55	7,185.00
G00-8120-415	Sanitary Sewer: Equipment Repair	7,000.00	138.64	7,000.00	7,000.00	-	4,000.00
G00-8120-417	Sanitary Sewer: Repairs & Improvements	20,000.00	375.00	20,000.00	20,000.00	3,255.40	20,000.00
G00-8120-418	Sanitary Sewer: Engineering for I & I	15,000.00	-	15,000.00	15,000.00	-	15,000.00
G00-8120-420	Sanitary Sewer: Electricity	4,000.00	4,014.29	5,000.00	5,000.00	871.85	4,000.00
		46,000.00	4,527.93	47,000.00	47,000.00	4,127.25	43,000.00
G00-8130-100	Treatment & Disposal: Personal Service	112,417.00	98,470.59	105,719.00	105,719.00	75,787.38	139,503.00
G00-8130-200	Treatment & Disposal: Equipment	13,500.00	73.25	12,000.00	12,000.00	-	10,000.00
G00-8130-210	New Equipment Consumable	2,250.00	1,385.00	3,000.00	3,000.00	1,311.68	3,000.00
G00-8130-410	Treatment & Disposal: Personal Training	600.00	-	600.00	600.00	-	600.00
G00-8130-411	Treatment & Disposal: Sludge Management	43,000.00	42,985.91	42,000.00	42,000.00	29,973.20	50,000.00
G00-8130-412	Treatment & Disposal: Administration	2,000.00	2,000.00	2,000.00	2,000.00	-	2,000.00
G00-8130-413	Treatment & Disposal: Equipment Repair	8,000.00	4,733.85	8,000.00	8,000.00	1,649.68	15,000.00
G00-8130-414	Equipment Repair: IN	1,000.00	-	1,000.00	1,000.00	-	100.00
G00-8130-420	Treatment & Disposal: Auto Expense	1,000.00	195.17	1,000.00	1,000.00	573.40	1,000.00
G00-8130-421	Treatment & Disposal: Gasoline	1,438.00	1,455.40	1,582.00	1,582.00	159.45	2,475.00
G00-8130-430	Treatment & Disposal: Electricity Plant	22,064.00	22,063.48	21,000.00	21,000.00	13,396.24	25,022.00
G00-8130-440	Treatment & Disposal: Heating	3,000.00	2,358.52	3,000.00	3,000.00	705.87	7,050.00
G00-8130-450	Treatment & Disposal: Disinfection	3,000.00	2,785.40	2,750.00	2,750.00	2,496.65	3,250.00
G00-8130-460	Treatment & Disposal: Maintenance Contract	3,000.00	1,866.22	3,000.00	3,000.00	1,496.22	3,000.00
G00-8130-461	Treatment & Disposal: Engineer Contractual	4,000.00	-	4,000.00	4,000.00	-	4,000.00
G00-8130-470	Treatment & Disposal: Telephone	1,981.00	1,980.89	2,136.00	2,136.00	1,255.90	2,160.00
G00-8130-480	Treatment & Disposal: Building & Grounds	575.00	454.48	5,100.00	5,100.00	540.92	2,500.00
G00-8130-490	Treatment & Disposal: Chemical Testing	2,000.00	1,660.00	1,750.00	1,750.00	1,620.00	2,300.00
G00-8130-491	Laboratory Supplies	500.00	138.00	500.00	500.00	43.52	500.00
		225,325.00	184,606.16	220,137.00	220,137.00	131,010.11	273,460.00

ACCT NUMBER	ACCOUNT DESCRIPTION	FY20-21 AMENDED	FY20-21 ACTUAL	FY21-22 ADOPTED	FY21-22 AMENDE	1/31/22 ACTUALS	FY22-23 TENTATIVE
G00-9010-800	State Retirement	8,972.00	8,636.19	12,500.00	12,500.00	9,757.00	8,654.00
G00-9030-800	Social Security	6,970.00	5,783.41	6,555.00	6,555.00	4,679.57	8,650.00
G00-9035-800	Medicare	1,631.00	1,352.42	1,533.00	1,533.00	1,094.38	2,023.00
G00-9040-800	Workers' Compensation	4,684.00	4,683.66	4,750.00	4,750.00	5,150.54	5,306.00
G00-9055-800	Disability Insurance	350.00	312.04	350.00	350.00	442.63	500.00
G00-9060-800	Medical Insurance	67,891.00	73,477.41	67,697.00	67,697.00	49,888.58	84,903.00
G00-9060-801	Dental: Phillips	1,000.00	1,740.30	0.00	0.00	-	-
G00-9060-802	Dental: Monroe	500.00	-	1,000.00	1,000.00	-	1,000.00
		91,998.00	95,985.43	94,385.00	94,385.00	71,012.70	111,036.00
G00-9710-600	Serial Bonds: Principal	48,520.00	48,520.00	50,000.00	50,000.00	50,000.00	50,000.00
G00-9710-700	Serial Bonds: Interest	16,731.00	16,730.17	15,331.00	15,331.00	12,662.29	13,892.00
G00-9730-600	BAN: Principal	44,000.00	265,030.00	52,000.00	52,000.00	-	41,000.00
G00-9730-700	BAN: Interest	27,140.00	18,167.04	14,949.00	14,949.00	-	16,530.00
G00-9901-900	Transfer to Other Funds	18,000.00	18,000.00	18,000.00	18,000.00	-	18,000.00
		154,391.00	366,447.21	150,280.00	150,280.00	62,662.29	139,422.00
	Report totals	561,083.00	684,556.11	556,101.00	556,101.00	301,784.60	609,759.00