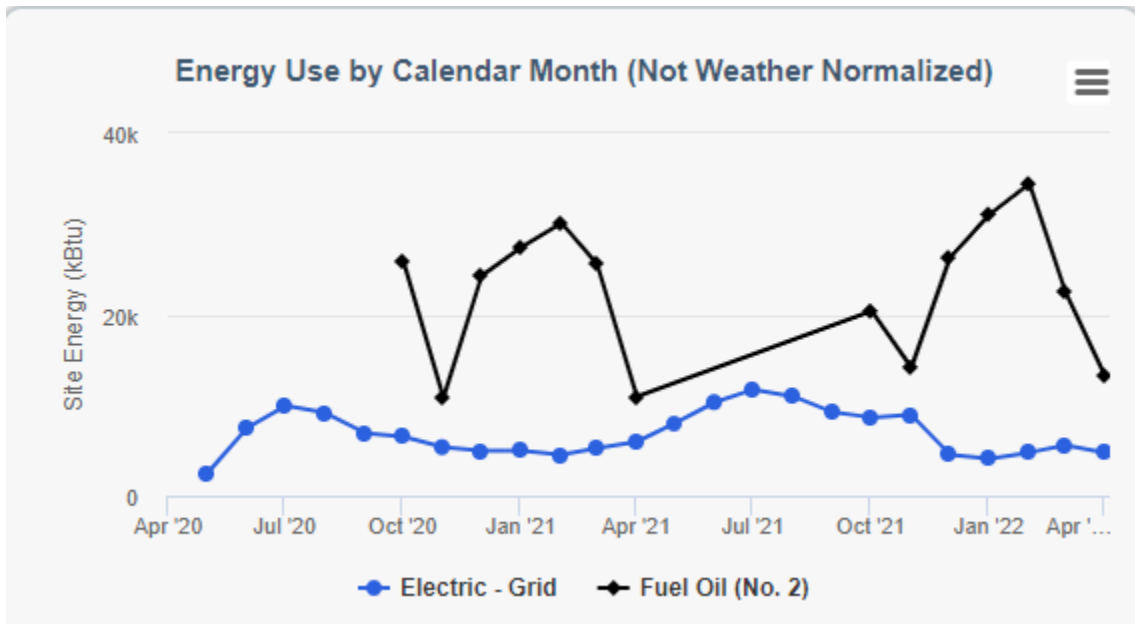






***Village of Cold Spring***  
***Energy Benchmarking Statistics***  
***FY20-21 & FY21-22***

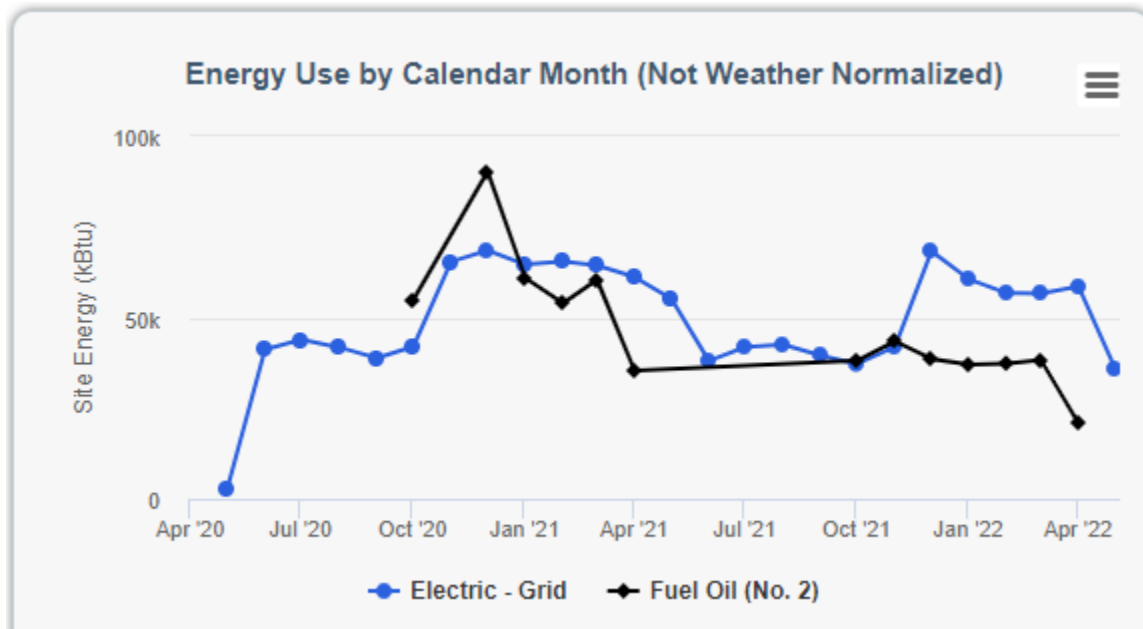
## Village Hall

Metrics Summary			
Metric	Apr 2021 (Energy Baseline)	Apr 2022 (Energy Current)	Change
ENERGY STAR Score (1-100)	41	30	-11.00 (-26.80%)
Source EUI (kBtu/ft <sup>2</sup> )	181.3	210.1	28.80 (15.90%)
Site EUI (kBtu/ft <sup>2</sup> )	114.3	126.8	12.50 (10.90%)
Total GHG Emissions Intensity (kgCO <sub>2</sub> e/ft <sup>2</sup> )	6.9	7.4	0.50 (7.20%)







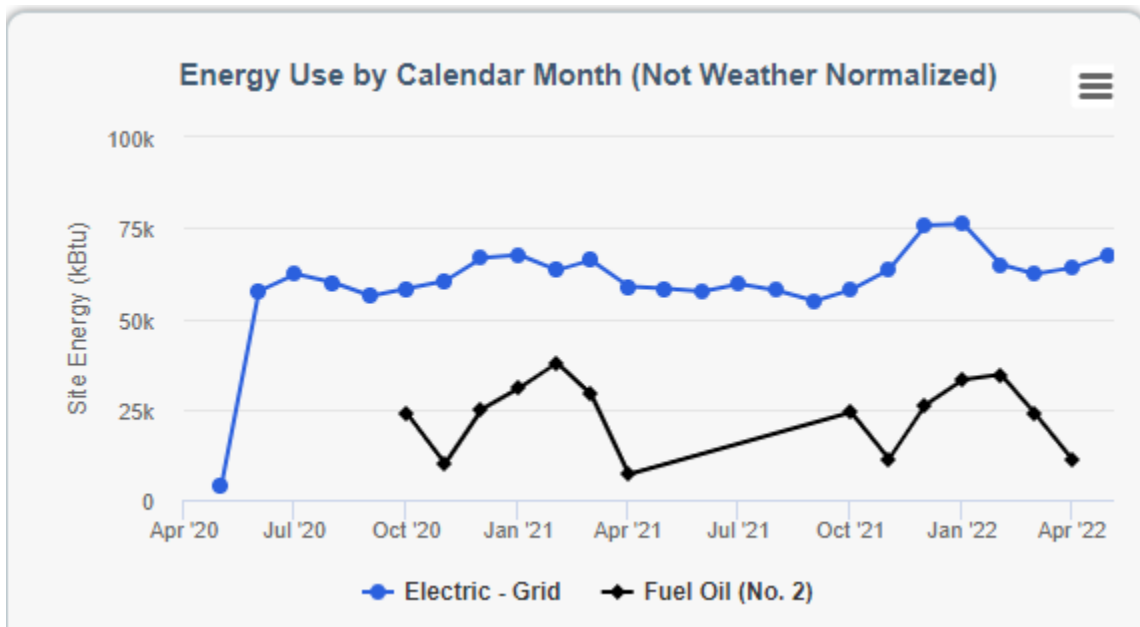
## Village of Cold Spring Water Plant

Metrics Summary			
Metric 	May 2021 (Energy Baseline) 	May 2022 (Energy Current) 	Change 
ENERGY STAR Score (1-100)	<a href="#">Not Available</a>	<a href="#">Not Available</a>	N/A
Source EUI (kBtu/ft <sup>2</sup> )	624.6	535.3	-89.30 (-14.30%)
Site EUI (kBtu/ft <sup>2</sup> )	288.0	237.5	-50.50 (-17.50%)
Total GHG Emissions Intensity (kgCO <sub>2</sub> e/ft <sup>2</sup> )	13.3	10.5	-2.80 (-21.10%)







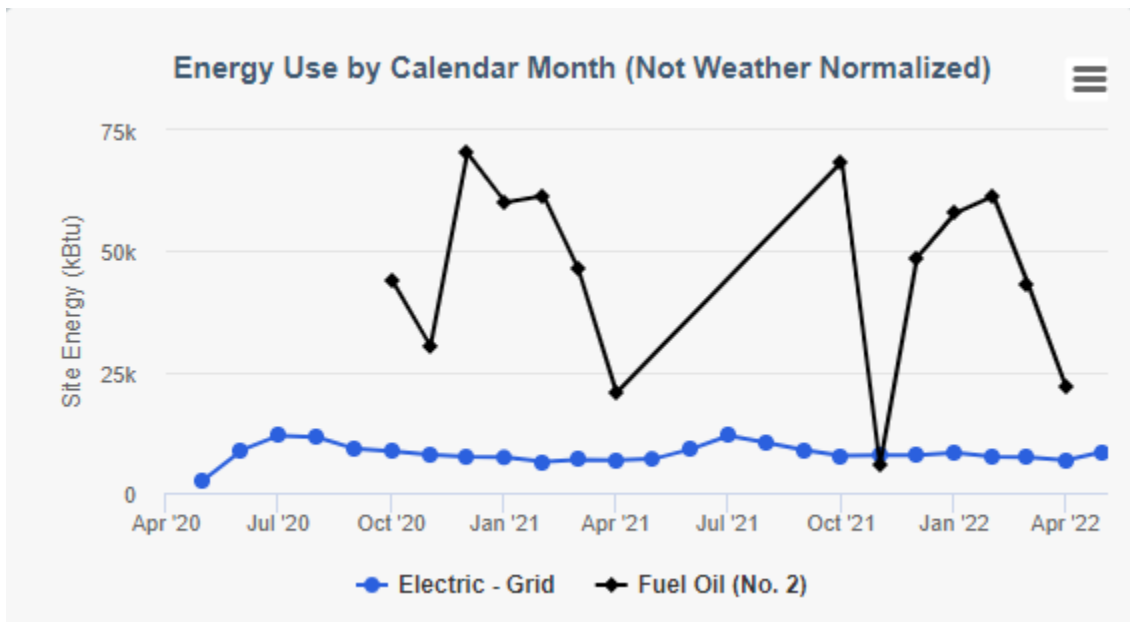
## Village of Cold Spring Sewer Plant

Metrics Summary			
Metric 	May 2021 (Energy Baseline) 	May 2022 (Energy Current) 	Change 
ENERGY STAR Score (1-100)	<a href="#">Not Available</a>	<a href="#">Not Available</a>	N/A
Source EUI (kBtu/ft <sup>2</sup> )	1,390.0	1,436.5	46.50 (3.30%)
Site EUI (kBtu/ft <sup>2</sup> )	561.7	578.6	16.90 (3.00%)
Total GHG Emissions Intensity (kgCO <sub>2</sub> e/ft <sup>2</sup> )	21.8	22.4	0.60 (2.80%)




## Village of Cold Spring Fire Department

Metrics Summary			
Metric 	May 2021 (Energy Baseline) 	May 2022 (Energy Current) 	Change 
ENERGY STAR Score (1-100)	<a href="#">Not Available</a>	<a href="#">Not Available</a>	N/A
Source EUI (kBtu/ft <sup>2</sup> )	77.5	74.9	-2.60 (-3.40%)
Site EUI (kBtu/ft <sup>2</sup> )	54.5	51.5	-3.00 (-5.50%)
Total GHG Emissions Intensity (kgCO <sub>2</sub> e/ft <sup>2</sup> )	3.5	3.3	-0.20 (-5.70%)



## Village of Cold Spring Highway Garage

Metrics Summary			
Metric 	Apr 2021 (Energy Baseline) 	Apr 2022 (Energy Current) 	Change 
ENERGY STAR Score (1-100)	<a href="#">Not Available</a>	<a href="#">Not Available</a>	N/A
Source EUI (kBtu/ft <sup>2</sup> )	211.5	251.7	40.20 (19.00%)
Site EUI (kBtu/ft <sup>2</sup> )	165.0	205.6	40.60 (24.60%)
Total GHG Emissions Intensity (kgCO <sub>2</sub> e/ft <sup>2</sup> )	11.2	14.2	3.00 (26.80%)

